


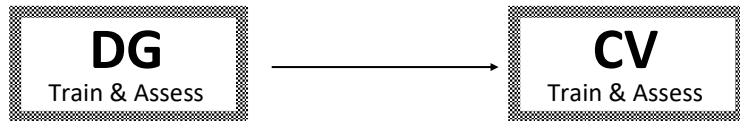
ACCESS TRAINING CENTRE recommendation: Dogging / Rigging / Crane Pathway



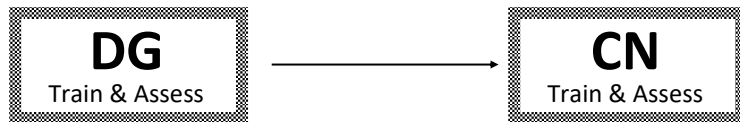
BRIDGE AND GANTRY CRANE PATHWAY



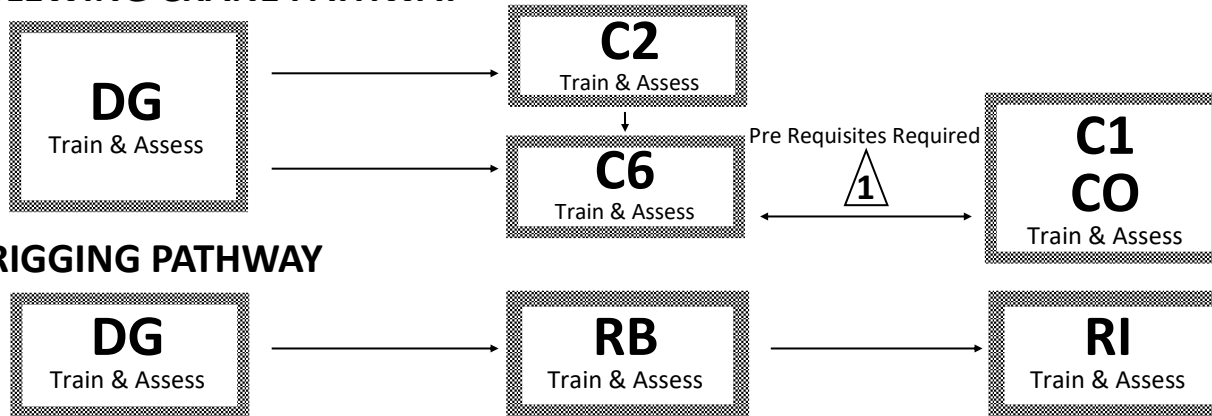
VEHICLE LOADING CRANE PATHWAY



NON SLEWING CRANE PATHWAY



SLEWING CRANE PATHWAY



RIGGING PATHWAY



WORKPLACE EXPERIENCE	
<u>Previous Experience</u>	<u>Operational Experience</u> (under supervision)
C2 or C6: 200 hours (minimum)	C1 or CO: 200 hours (minimum)
<p><i>Operational Experience should include but not limited to:</i></p> <ul style="list-style-type: none"> • Must be fluent in all forms of crane signals and communication. • Well experienced in mobile crane set up including assessment of ground stability in all conditions. • Be proficient in the setup and use of ancillary equipment including counterweight requirements, fly jibs and bayonets. • A sound understanding in the use of crane load charts in all configurations. • <i>All experience to be provided in logbook form or written evidence from Learner's Manager to be approved by ATC Training Manager.</i> 	



RB: Rigging Basic
RI: Rigging Intermediate

DG: Dogging
CB: Bridge & Gantry Crane

CV: Vehicle Loading Crane (10m tonnes and above)
CN: Non Slewing Mobile Crane

C2: Slewing Mobile Crane up to 20 tonne
C6: Slewing Mobile Crane up to 60 tonnes

C1: Slewing Mobile Crane up to 100 tonnes
CO: Slewing Mobile Crane above 100 tonnes

ACCESS TRAINING CENTRE recommendation:
Dogging / Rigging / Crane Career Pathway



Dogging



Rigging



Vehicle Loading Crane
(10 metre tonnes and above)



Bridge and Gantry Crane



Non Slewing Crane



C2 - Slewing Crane
(up to 20 tonnes)



C6 - Slewing Crane
(up to 60 tonnes)



C1 - Slewing Crane
(up to 100 tonnes)
CO - Slewing Crane
(over 100 tonnes)